


Horns and Brackets

1928-31 Aooaga Horn



A-13802-12	Reproduction of "Sparton" horn, 12 volt	350.00 ea
A-13805	Bracket, 1928-31 Passenger, 28-34 Pickup	5.00 ea

1932

Horn Bracket For aooaga type horn only



B-13805	25.00 ea
---------	----------

1933-34 Passenger

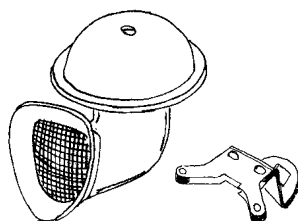
Horn:

Chrome plated bell and top cover., 12v

40-13802-12	RH	250.00 ea
40-13802-12L	LH	250.00 ea

Horn Bracket:

40-13830	RH	25.00 ea
40-13831	LH	25.00 ea



1935 Passenger, 1935-36 Pickup

Horn

Chrome plated bell and top cover. 12v

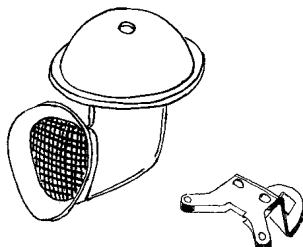
48-13802-12	RH, 12 volt	250.00 ea
48-13802-12L	LH, 12 volt	250.00 ea

1935 Passenger Bracket

48-13830	RH	25.00 ea
48-13831	LH	25.00 ea

1935-37 Pickup Bracket

50-13830	RH	25.00 ea
50-13831	LH	25.00 ea



1936 Passenger

68-13830	Horn bracket, RH	45.00 ea
68-13831	Horn bracket, LH	45.00 ea

1932-40 Horn Bracket Repair Kits

(Except 1932 Aooaga)

B-13829-S	4 spring plates & 2 rivets	10.00 ea
-----------	----------------------------	----------

Cowl Lights

1928-29 Cowl Lights

Stainless steel body with chrome arms.
Includes lenses, bulbs, and wiring.

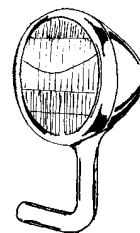
Uses single filament bulbs:

A-13302-A	165.00 pr
-----------	-----------

Uses dual filament bulbs

for park lite / turn signal combination:

A-13302-AT	180.00 pr
------------	-----------



1930-31 Cowl Lights

Stainless steel body with chrome arms.
Includes lenses, bulbs, and wiring.

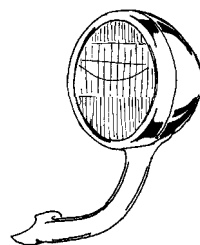
Uses single filament bulbs (stock)

A-13302-ES	140.00 pr
------------	-----------

Uses dual filament bulbs

for park lite / turn signal combination

A-13302-ET	150.00 pr
------------	-----------



1930-31 Cowl Light Mounting Wood Blocks

Fits between outer body skin and inner cowl reinforcement.

A-13318	1930-31 All models	10.00 pr
---------	--------------------	----------

1932 Cowl Lights

Stainless steel body with chrome arms.

Uses single filament bulbs (stock)

B-13302-S	115.00 pr
-----------	-----------

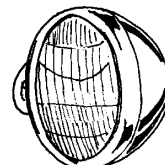
Uses dual filament bulbs

for park lite / turn signal combination

B-13302-T	115.00 pr
-----------	-----------

Cowl Light to Body Rubber Pads

B-13324-A	All except 3-Window	10.00 pr
B-13324-B	3-Window coupe	10.00 pr



1933-34 Cowl Lights

Stainless steel body with chrome arms.

Uses single filament bulbs (stock)

40-13302-S	115.00 pr
------------	-----------

Uses dual filament bulbs

for park lite / turn signal combination

40-13302-T	115.00 pr
------------	-----------

Cowl Light to Body Rubber Pads

40-13324	2.50 pr
----------	---------



Cowl Light Dual Filament Bulb Conversion Kits

Includes reflectors, 12V bulbs, and wiring.

A-13303-TSA	1928-29, Converts 1 pair lights	40.00 pr
A-13303-TS	1930-31, Converts 1 pair lights	32.50 pr
B-13303-TS	1932, Converts 1 pair lights	40.00 pr
40-13303-TS	1933-34, Converts 1 pair lights	40.00 pr
HR-13465-12V	Small globe, dual filament, 12v bulb	2.00 ea

* Parts with price listed as "not.avbl" are not known to be available at this time, but are listed for reference.

Dome Lights

Round Dome Light Assemblies

The dome light assemblies are the round style used on Coupes and Tudor. Chrome rings, glass lens, and wiring socket.



A-13371	1928-48 w/o switch	45.00 ea
A-13371-SW	1932-48 w/switch on light	50.00 ea

Dome Light Switches & Cover Plates

A-13752-RE	1928-34 Switch only; <i>switch can also be used on 1935-41</i>	10.00 ea
A-13770	1928-34 Cover plate only	5.00 ea

1937-40 Oval Dome Light

01A-13779-C	With chrome rim	40.00 ea
81A-13783	Replacement lens only, white plastic	7.50 ea

1953-56 Pickup Dome Lights

BAAA-13786-C	Dome light w/chrome rim	35.00 ea
BAAA-13783	Dome light lens only	10.00 ea

* Parts with price listed as "not.avbl" are not known to be available at this time, but are listed for reference.